

7. Visual impressions of the island demonstration

In the following, impressions from the demonstration of the integrated Space@Sea-island are given. The scaled model was developed and realized in Task 10.4, described in [1].



Figure 7-1: CAD Visualization of the planned integrated demonstrator model [1]



Figure 7-2: Photo of the realized integrated demonstrator model


Results from Demonstration at Wave Tank

Figure 7-3: Photo of the modelled Energyhub@Sea with O&M hub, solar panels and wind turbine



Figure 7-4: Photo of the modelled WECs including power take off system


Results from Demonstration at Wave Tank

Figure 7-5: Photo of the modelled Living@Sea with buildings and recreation area




Figure 7-6: Photo of the modelled Farming@Sea hub with the algae reactors